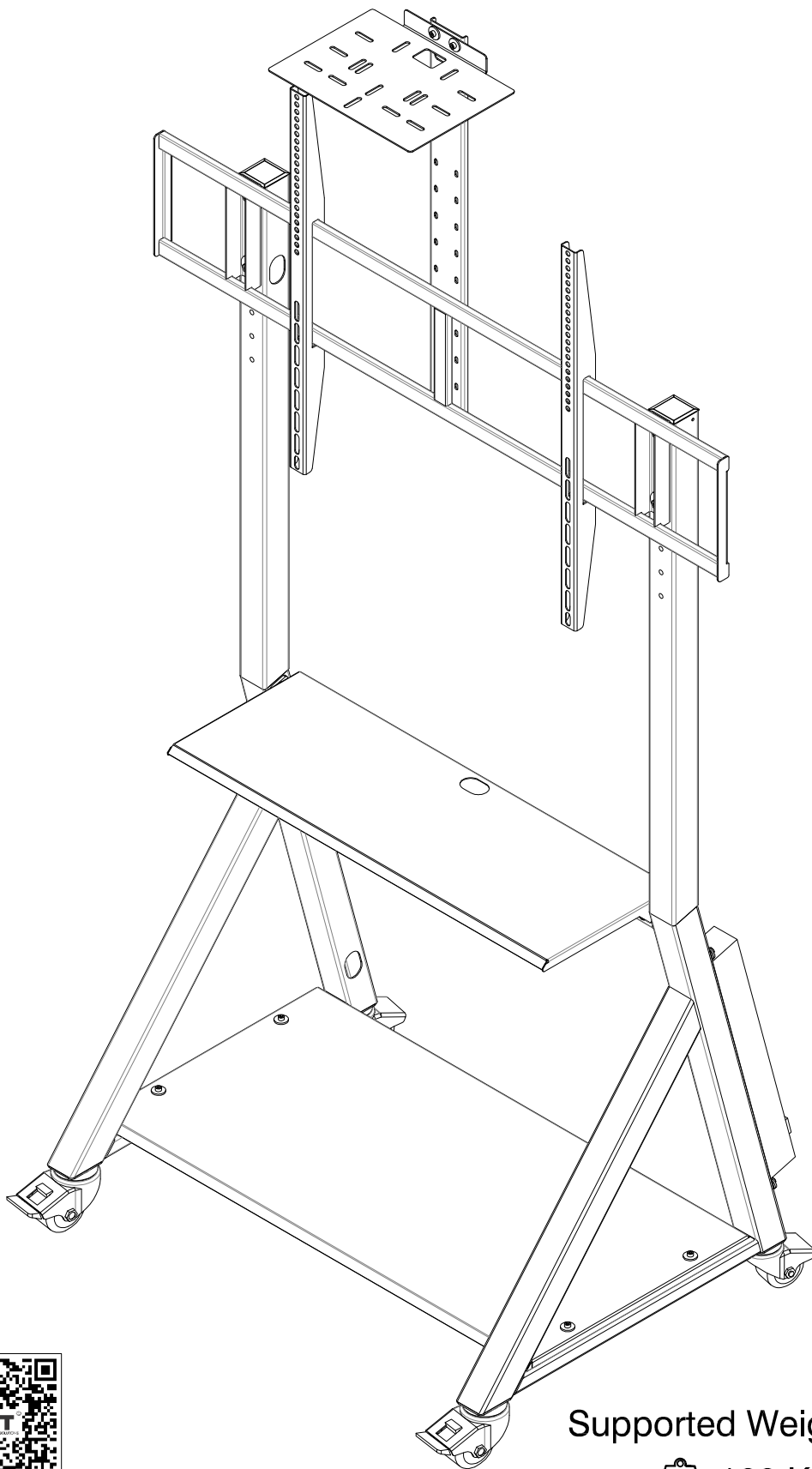


Display Floor Cart Heavy Duty Interact



Scan Me


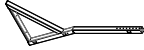


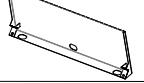
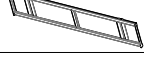

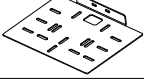





















NT7DD02I

Supported Weight Upto

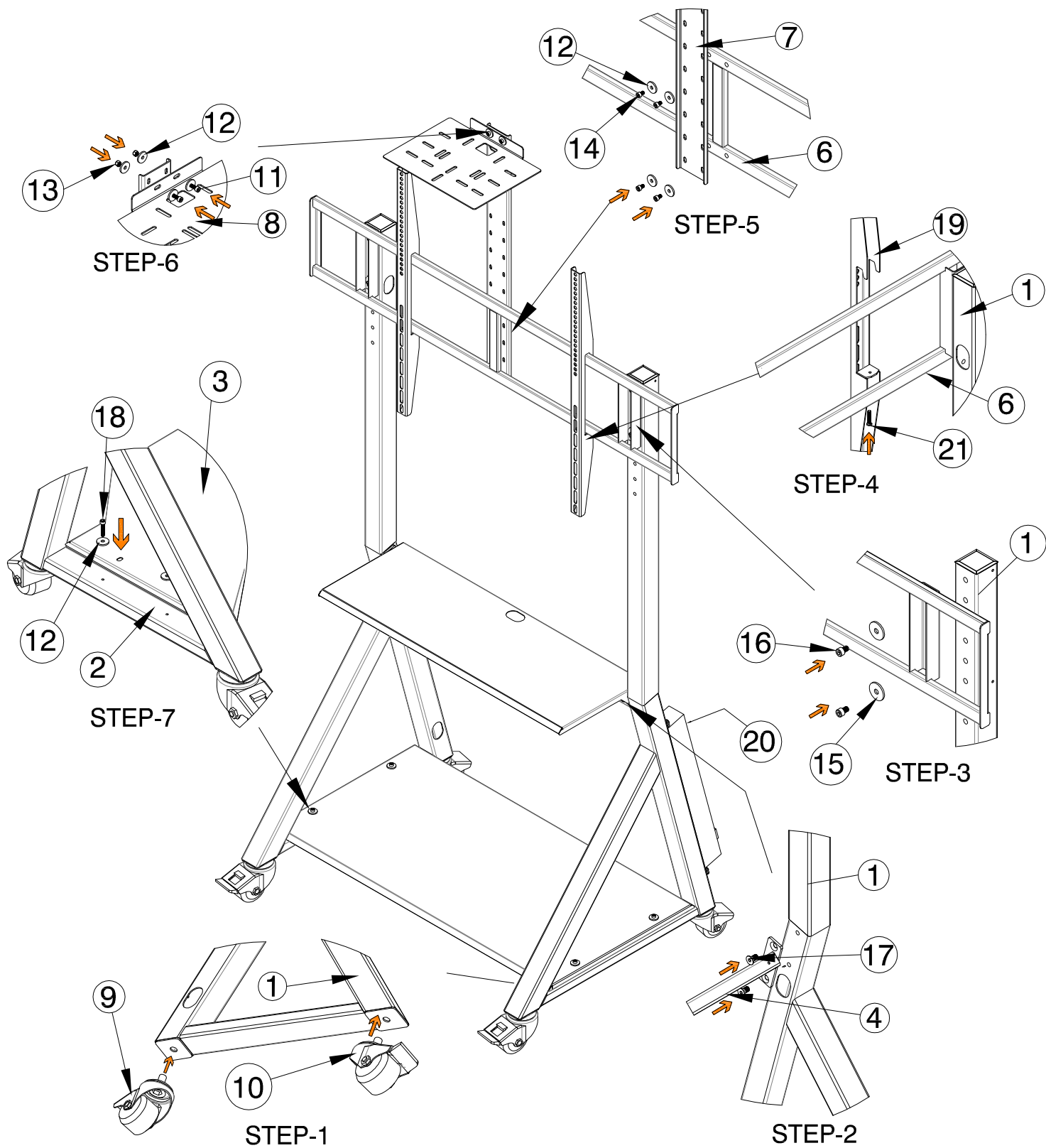
KG 100 Kg

VESA :1000X600

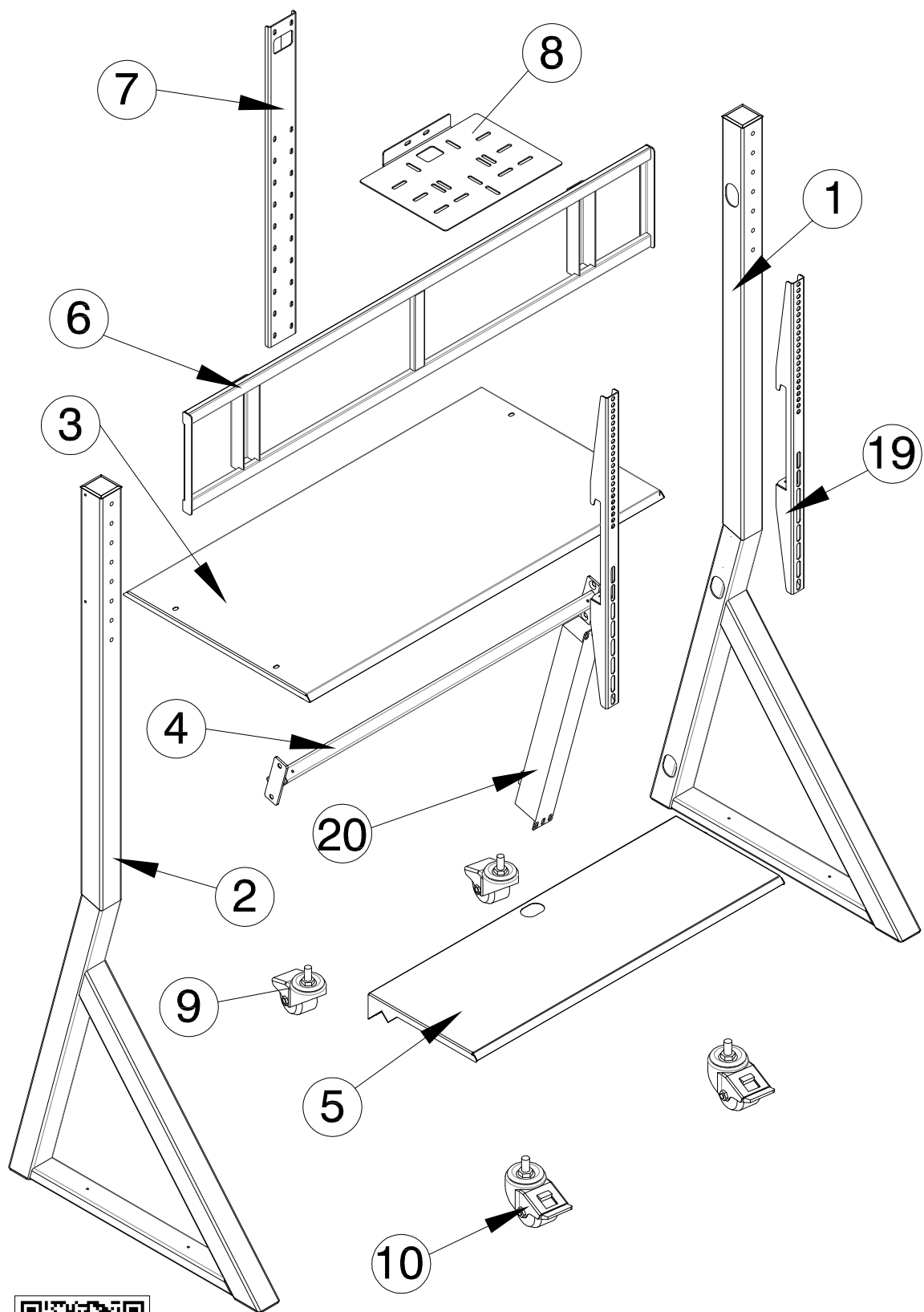
CONTENT

ITEM NO:	PART IMAGE	PART NUMBER	DESCRIPTION	QTY.
1		NT7DD02I-L1	LEFT LEG	1
2		NT7DD02I-R2	RIGHT LEG	1
3		NT7DD02I-3	BASE TRAY	1
4		NT7DD02I-4	TOP TRAY HOLDER	1
5		NT7DD02I-5	TOP TRAY	1
6		NT7DD02I-6	BRACKET	1
7		NT7DD02D-7	CAMERA CLAMP HOLDER	1
8		NT7DD02I -8	CAMERA CLAMP	1
9		NT7DD02I-M12CW	CASTER WHEEL WITHOUT LOCK	2
10		NT7DD02I-M12CWL	CASTER WHEEL WITH LOCK	2
11		AB M5X12	ALONE BOLT M5X12mm	2
12		M5 WASHER 1.2 mm THICK	M5 WASHER 1.2 mm THICKNESS	20
13		M5 NYLOCK NUT	M5 NYLOCK NUT	2
14		AB M5X8	ALONE BOLT M5X8 mm	12
15		M8 WASHER 2 mm	M8 WASHER 2 mm THICKNESS	4
16		AB M8X12	ALONE BOLT M8x12 mm	4
17		CSK AT M8X12	CSK ALONE TYPE M8X12mm	4
18		AB M5X25	ALONE BOLT M5X25 mm	4
19		NT7DD02I-9	ARM	2
20		NT7DD02I-PO	POWER STRIP	1
21		STAR M5X25	POWER STRIP	2
A		SMH M8X50	STARE MUSHROOM HEAD M8X50 mm	4
B		SMH M8X25	STARE MUSHROOM HEAD M8X25 mm	4
C		SMH M6X25	STARE MUSHROOM HEAD M6X25 mm	4
D		M8 WASHER 2mm, OD-22	M8 WASHER 2 mm THICKNESS OD 22 mm	4
E		M6 WASHER THICK 2mm,OD16	M6 WASHER 2 mm THICKNESS OD 16 mm	4
F		6 mm ALONE KEY	FOR M8 ALONE BOLTS	1
G		5 mm ALONE KEY	FOR M6 ALONE BOLS	1
H		4 mm ALONE KEY	FOR M5 ALONE BOLTS	1

INSTALLATION GUIDE



Display Floor Cart Heavy Duty Interact



Scan Me

NT7DD02I

Supported Weight Upto

 100 Kg

VESA : 1000X600